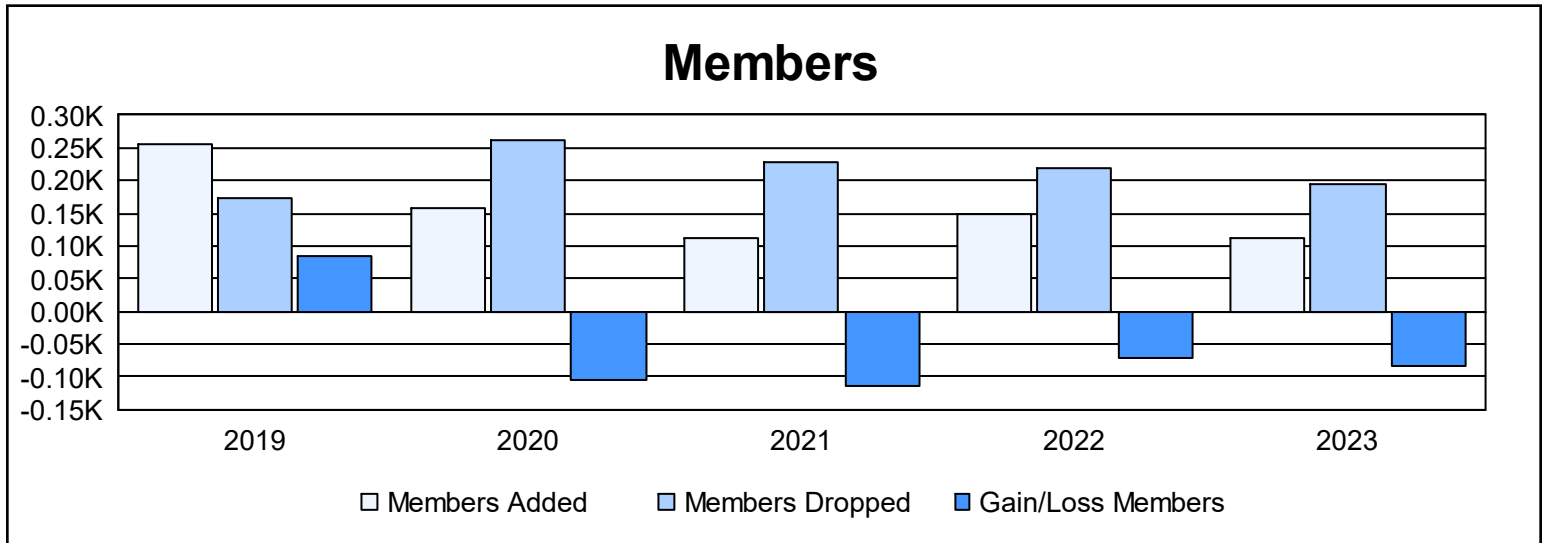
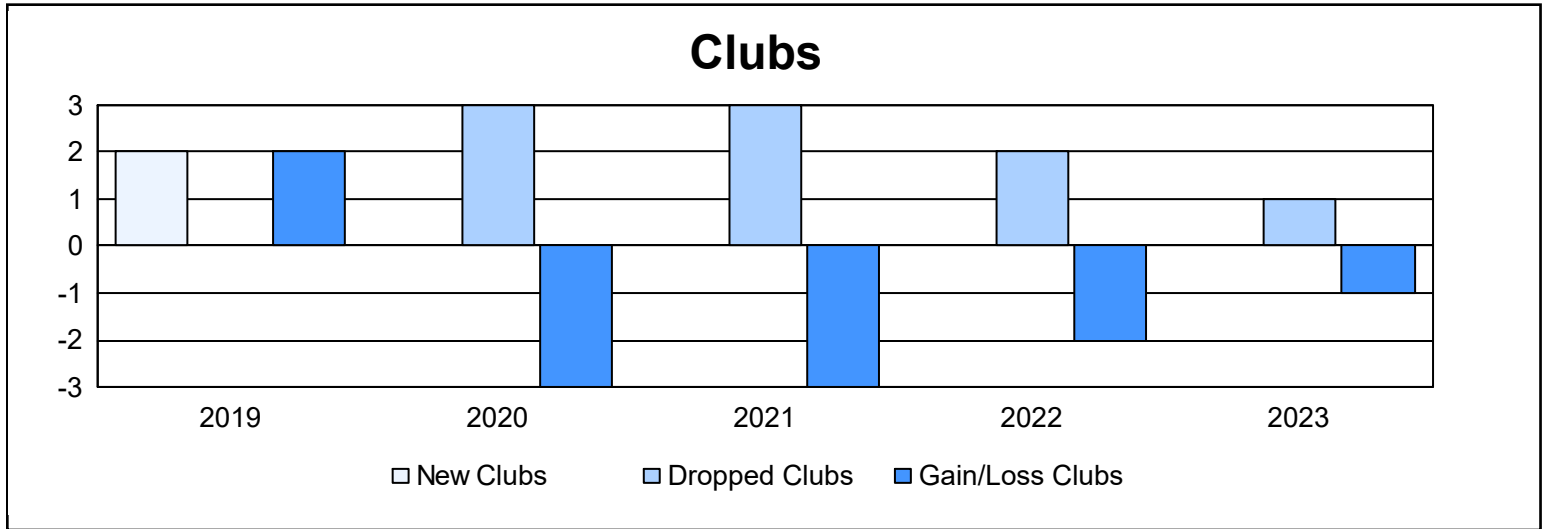
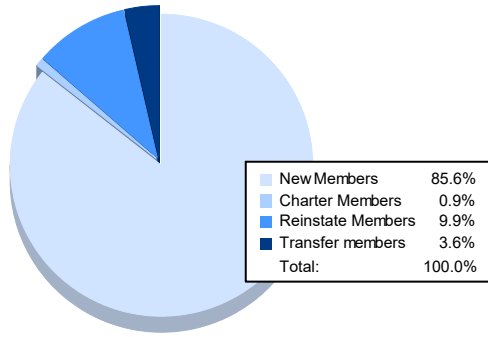


| Year | New Clubs | Dropped Clubs | Gain/ Loss Clubs | New Members | Charter Members | Reinstate Members | Transfer Members | Total Member Added | Total Members Dropped | Gain/ Loss Members |
|----------------|-----------|---------------|------------------|-------------|-----------------|-------------------|------------------|--------------------|-----------------------|--------------------|
| 2018-2019 | 2 | 0 | 2 | 192 | 46 | 15 | 3 | 256 | 172 | 84 |
| 2019-2020 | 0 | 3 | -3 | 145 | 0 | 3 | 9 | 157 | 261 | -104 |
| 2020-2021 | 0 | 3 | -3 | 97 | 1 | 12 | 2 | 112 | 227 | -115 |
| 2021-2022 | 0 | 2 | -2 | 131 | 0 | 10 | 7 | 148 | 220 | -72 |
| 2022-2023 | 0 | 1 | -1 | 95 | 1 | 11 | 4 | 111 | 195 | -84 |
| Average | 0 | 2 | -1 | 132 | 10 | 10 | 5 | 157 | 215 | -58 |



Membership Composition June 2023 Cumulative



Gender Composition June 2023 Cumulative

